SECONDARY SCHOOL PARTNERSHIP

Year 8 Home Learning: Aut

Guide for Students and Parents/Carers

Purpose of Home Learning in the Secondary School Partnership 2

Required Year 8 Home Learning - Autumn Term 3

Dr Frost: More information 5

Carousel: More information 9

SentenceBuilders: More information 10

Science Ambitions Challenge 11

Reading and the curriculum 12

Further reading, watching or listening 12

Planning my Home Learning 14

My Home Learning planner - Autumn 15

Purpose of Home Learning in the Secondary School Partnership

Principle	This means that…
Maximising learning	● All required Home Learning will directly support students' learning. ● Home Learning will also help students take responsibility for their learning and develop more effective self-management skills.
Balancing with other priorities	● All expectations and all key information is contained in this booklet so that it is clear what students need to do. ● Home Learning is designed so that students can complete it independently. ● It will not be necessary to find or buy any materials in order to complete Home Learning. Any students who do not have access to a device or the internet will be able to complete all required Home Learning in school. ● Students should see their teachers in advance for support if they are struggling.

Flexibility	● Home Learning is clearly divided into:
	  ● **Required:** the minimum expectation of all students, which will be necessary to support their learning, and;
	  ● **Additional:** optional enrichment, extension or consolidation for those students who wish to complete it.

Feedback	● Students will receive feedback on all required Home Learning. This may take the form of:
	  ○ Immediate feedback from online platforms
	  ○ Whole class feedback in a future lesson
	  ○ Specific re-teaching of content

Accountability	● Parents/carers have a responsibility to support their children's learning at home by ensuring Home Learning expectations are consistent and supporting the school in encouraging students to take ownership of their learning. ● Support is available for students who need help completing Home Learning. Please speak to your child's tutor. ● If students do not complete required Home Learning without seeking support or where there are no extenuating circumstances, they will be required to attend a Home Learning catch up club.

Required Year 8 Home Learning - Autumn Term

All students are expected to spend a minimum of 50 minutes per weekday (on average) completing tasks as set below. Students are able to complete more Home Learning on some days than others to fit in with their commitments outside school as long as all tasks are completed on time. It is also recommended that students read for a minimum of 15 minutes per day.

Set and checked	**Subject**	**Time allocation**
Monday	Maths	50 minutes
Tuesday	French	50 minutes
Wednesday	Science	50 minutes
Thursday	Maths	50 minutes
Friday	English	50 minutes
History, Geography and RS will be set on the day when lessons take place		

Task	**This will be shared with your teachers by…**	**If you need help…**	**Further information**
Maths: Practise key skills set by your teacher on Dr Frost	Your maths teacher will monitor your progress through your Dr Frost account.	Worked examples with step-by-step video explainers and explanations are available on Dr Frost when students are stuck on a problem.	See teacher for log-in details
English, Science, History, RS: Complete retrieval practice on Carousel	Your answers will be shared with your teacher once you have completed your quizzes.	You should use flashcard mode first until you are confident you can answer the questions, and then use quiz mode. You can retake a quiz as many times as you like or until you achieve a minimum of 80%. You should split your practice across more than one day.	See your teacher for your log in codes
Geography: Home Learning set based on lesson content to include quizzes based on text and video links	Your teacher will be able to review your answers and feedback will be given in class.	Your Home Learning tasks will always have links to supporting material. This should always be used before you complete the tasks.	This will be shared on class charts.
French: French: Learn	Your French teacher will	Go back to the Sentence Builder with	Your login

vocabulary, practise your listening, reading and writing skills using Quizlet/ Sentence builders	monitor your progress through Sentence builders and Quizlet. You'll aim to achieve at least a 75% success rate.	the vocabulary you are studying for Home Learning and practise those terms.	information can be found in your French Google Classroom.
Design Technology: *For health and safety reasons it is sometimes necessary for a whole class to move on together. It will be possible to meet all expectations within lesson time, but students falling behind or missing lessons may be asked to complete tasks outside of lesson time or attend additional sessions so they can complete practical components of projects within key timeframes.*			

Dr Frost: More information

Dr Frost is our online platform for Maths. All homework will be set on here and auto-marked for immediate feedback.

Logging in:
Head to https://www.drfrost.org/login and click on Login with Google.

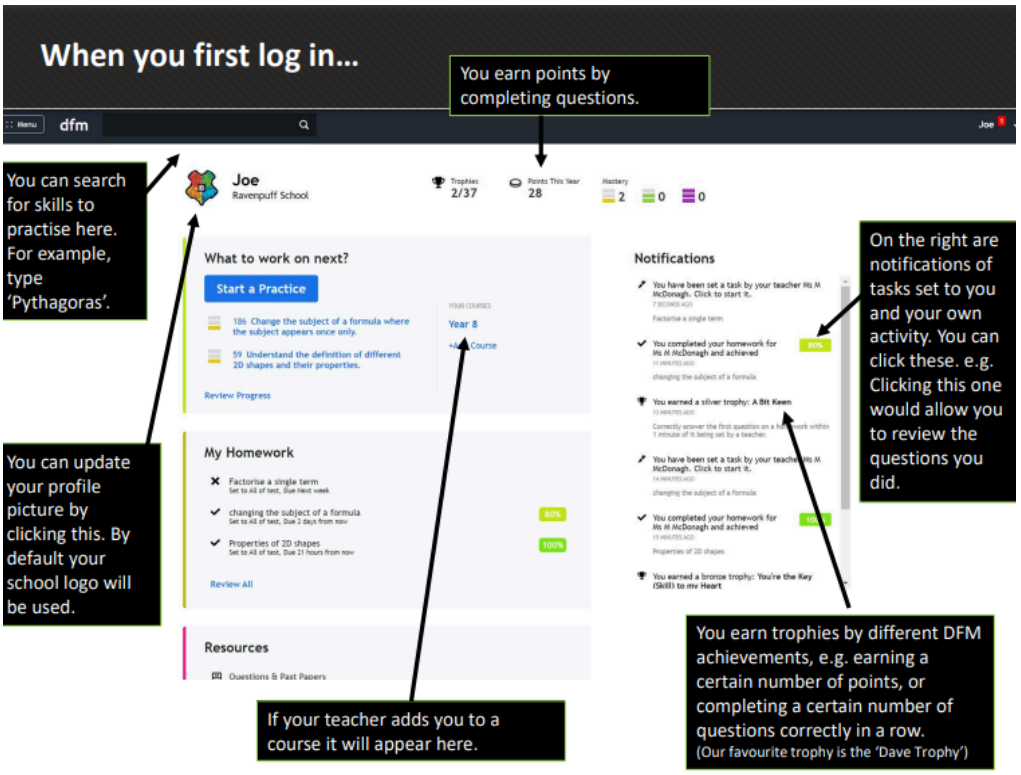

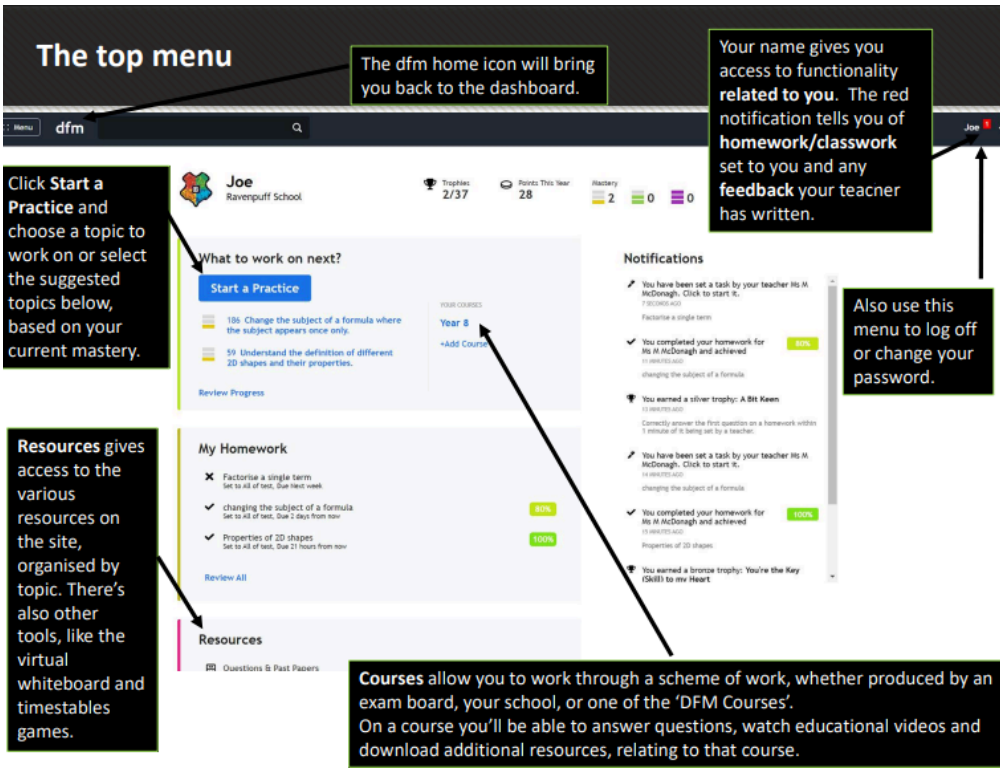

Completing and reviewing your Homework -

Completing a teacher set homework/reviewing your answers

Step 1

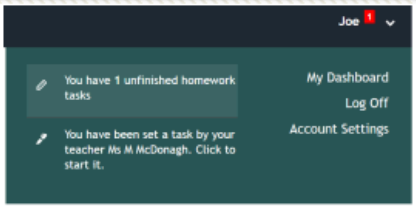

Use either the '**My Homework**' section on the home dashboard, or on the top menu, **[your name]** →unfinished homework tasks. Click on the task you wish to start.

Step 2

Click **Start Attempt or Continue Attempt** if you have already partially completed the homework.

Reviewing Your Answers

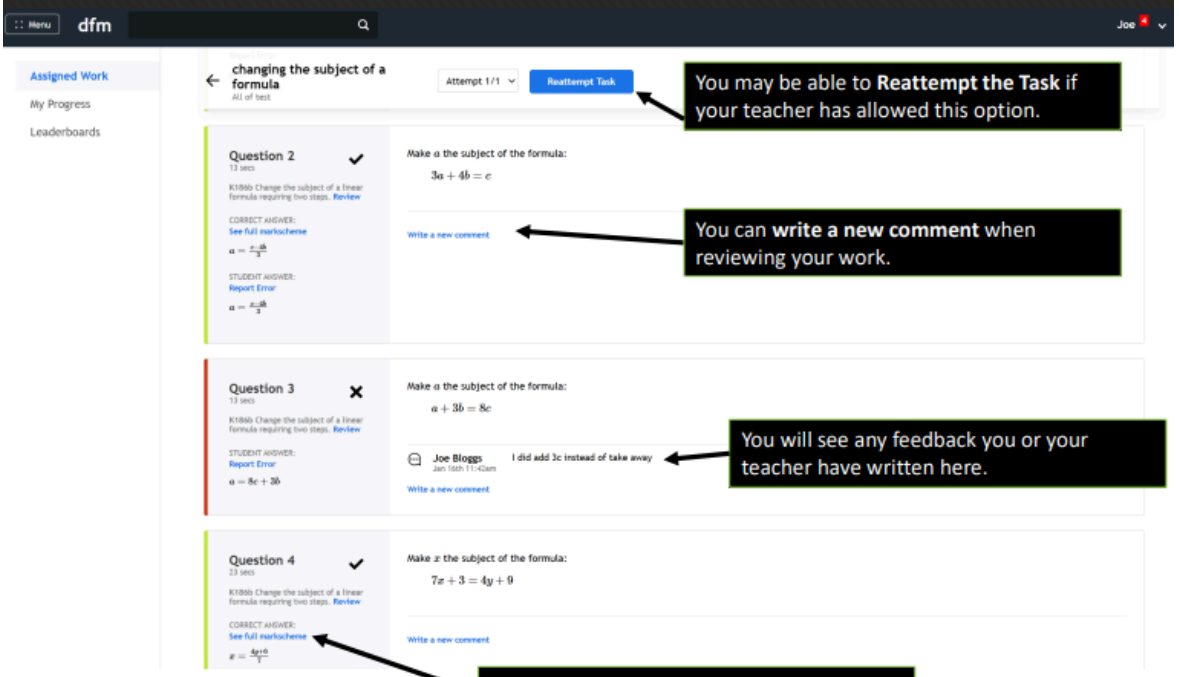

You may be able to **Reattempt the Task** if your teacher has allowed this option.

You can **write a new comment** when reviewing your work.

You will see any feedback you or your teacher have written here.

Here you will see an explanation for Key Skill questions, or the original mark scheme for Exam Questions.

Completing a teacher set homework/reviewing your answers

Step 3

You can **review answers to questions you've already answered**. Just click the question numbers at the top to quickly scroll to a question out of those you've already seen/answered.

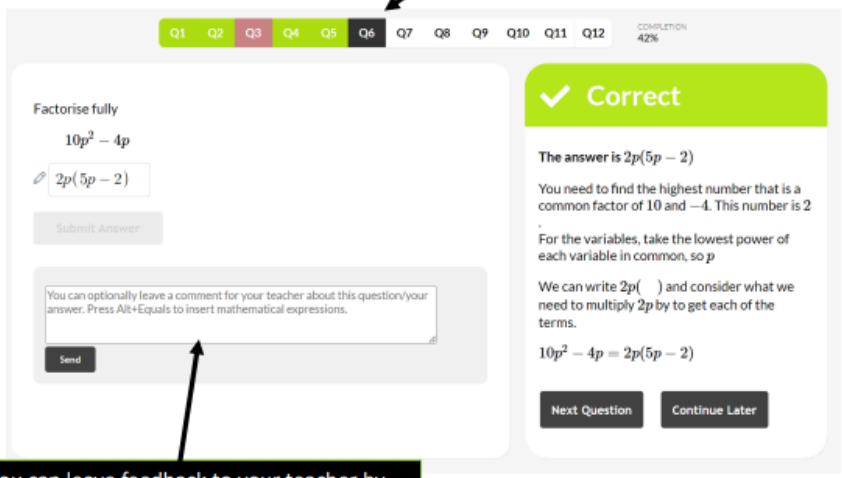

You can leave feedback to your teacher by typing in the comment box. Sometimes your teacher may require you to leave a feedback comment before moving on to the next question.

Reviewing Your Answers

Step 1

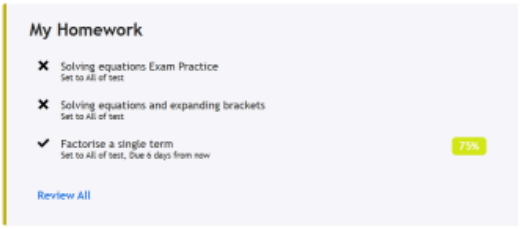

Go to **My Homework** on the dashboard. You can click on a task or select **Review All.** Alternatively, using the top-left menu, select **Progress Data.**

Step 2

Click one of the items on the left.
For each task it will shows you the due date, if it's completed, and your performance.

Carousel: More information

Five ways to support your child with their Carousel homework

Carousel is an online quizzing platform that we use for homework. Students have access to question and answer flashcards which they use independently to learn important knowledge and then complete a quiz to test their knowledge.

Flashcard revise → **Take quiz** → **Student mark** → **Teacher mark**

As time goes on, students will learn more and more in school. In order to make sure they don't forget all this information, Carousel uses evidence-based strategies to help strengthen their memories over the long term.

1

The best way to use Carousel is over time, not just all in one evening. Instead of doing all the work the night before it is due, make sure students do one short round of flashcards on one day, another round of flashcards on another day and the quiz on a third day. As much as possible, they should spread it out. For example:

Monday	Tuesday	Wednesday	Thursday	Friday	Sunday	Monday
Teacher sets homework	5-10 mins flashcards	10-15 mins flashcards	Quiz + mark	5-10 mins flashcards	Retake quiz	Homework due

2

When they are doing the flashcards, make sure they are speaking out or writing down their answers, rather than just thinking about it in their heads.

3

Ask them some questions from the flashcards and make sure that their answers are the same (or very similar to) the flashcard answers.

4

Mark their quiz with them and make sure they are being honest about what they got right and wrong.

5

Make sure that if they get less than 80% on the quiz, they go back to the flashcards first, and then retake the quiz.

SentenceBuilders: More information

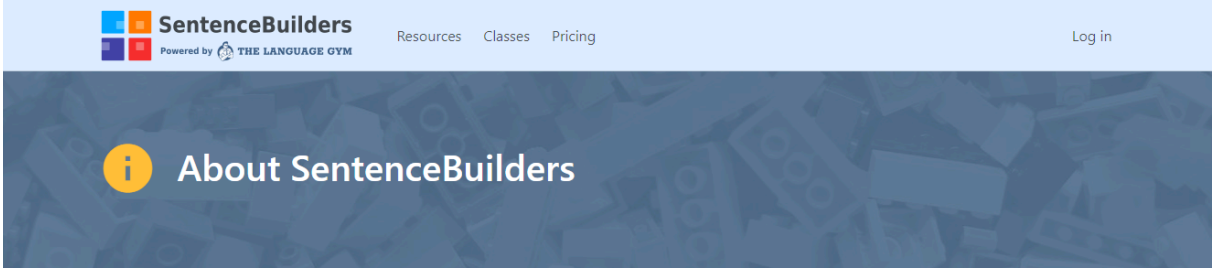

SentenceBuilders is a website for teachers and learners of languages.

The concept

SentenceBuilder tables contain words and chunks which combine to form sentences.

The chunks (usually as defined by the contents of each box in the table) are used as the basis for various vocab activities, which recycle and practise the content in different ways, including with text-to-speech (TTS) audio.

The SentenceBuilder that your child will practise is part of the key knowledge that the pupils need to know.

Classes

Your teacher will create a class that you will be part of, your Home Learning will be set in the class. You will get a pupil login and passcode and you can save your password on google whilst you have logged into it once.

Your teacher will set an assignment that needs to be completed. If at any point you need help you can go back to the initial SentenceBuilder to check.

Science Ambitions Challenge

The Science Ambitions Challenge is a KS3 science programme designed to identify, develop and challenge students to have a passion for science and to take their scientific knowledge and thinking further. Throughout the year, you will have opportunities to tackle challenging questions, solve scientific problems, interpret data, apply your knowledge and think like scientists.

The journey begins with the Stage 1 Challenge, where students will have the opportunity to demonstrate their scientific thinking and potential. Students who are selected will then become part of the Science Ambitions cohort, where they will take part in additional challenges, enrichment and preparation sessions throughout the year. The programme will build towards a Grand Finale, where our strongest Science Ambitions students will compete for the title of Science Ambitions Champion.

Home Learning Expectations

Becoming a Science Ambitions Champion requires more than being successful in your Science lessons. Champions prepare. Champions practise. Champions stay curious. To be successful, you will need to use your home learning time to regularly revisit and extend your scientific knowledge.

Students are encouraged to review topics they have studied in Science, learn key scientific vocabulary, practise scientific calculations, interpret graphs and tables, complete additional questions, and explore science beyond the classroom. Reading about current scientific discoveries, watching reliable science content and asking questions about how and why things work are also excellent ways to develop scientific thinking.

You should aim to become comfortable with applying your knowledge to unfamiliar situations, rather than simply memorising facts. The Science Ambitions Challenge may require you to use knowledge from different areas of science to solve a problem, explain evidence or work out an answer you have not seen before.

Your Challenge

Don’t wait until the competition to start preparing. Start preparing now. Every piece of home learning is an opportunity to become a better scientist. Be curious. Be persistent. Think deeply. Challenge yourself. Details of the competition will be communicated through your form tutors, Classcharts or your student information centre. You could become our next Science Ambitions Champion.

Reading and the curriculum

Reading is an important part of your learning. A large proportion of lesson time across subjects will be spent reading in order to learn new information.

We also build reading into our school day. Students will read a shared book in tutor time as part of the guided reading programme; and are encouraged to read at home for at least 15 minutes per day.

On one day per week students will read the text included in the reading booklet.

Students should:

- Bring a book to school every day.
- Participate actively in the tutor time guided reading programme

We will:

- Support students with reading and with finding books to interest them.
- Model a love of reading across the school.
- Reward participation with tutor time merits
- Direct students towards alternative reading means including online texts, digital prose and audio books where relevant

Further reading, watching or listening

Your teachers have recommended lots of books, documentaries and websites that you might be interested in if you want to push your learning further. Your teachers would love to hear about all the extra learning you've been doing!

Subject	**Recommendation**	**Where can I find this?**
Science	**National Geographic kids**	https://www.natgeokids.com/uk/category/discover/science/
	Atomic labs - BBC Bitesize	https://www.bbc.co.uk/bitesize/topics/znbx2v4/articles/zfxgbqt
Geography	**Ordnance Survey - Map Zone** Games and activities to learn and develop mapping	https://www.ordnancesurvey.co.uk/mapzone//

	skills	
	Planet Earth Documentaries - David Attenborough narrates these documentaries which can be accessed through BBC Bitesize.	https://www.bbc.co.uk/iplayer/episodes/b006mywy/planet-earth
Religious Studies	**A to Z of Religion and Beliefs - BBC Teach Religious Studies:** Short 2-3 minute videos on a range of RE linked topics	Available on YouTube
Music	**BBC 10 pieces**	Available on the BBC website
	Explore the London Symphony Orchestra	Available on London Symphony Orchestra website → Learn and Discover → Digital Activities and Resources
	World Music Instruments - click any instrument to hear its sound	https://www.aaastateofplay.com/the-wide-world-of-music-a-guide-to-100-musical-instruments-interactive/
All subjects	**BBC Bitesize:** Select the topics you are learning about to revise or broaden your knowledge	BBC Bitesize → Secondary → KS3 → Select relevant subject

Planning my Home Learning

- Use the Home Learning planner at the back of this booklet to plan when you will complete each Home Learning task in most weeks.
- You should try to space out your practice and quizzing for each subject throughout the week.
- You may choose to complete more tasks on some days than others to fit around extracurricular activities.
- Check that your required Home Learning will always be completed by the time it is due to be checked. You can adjust this if you need to each week, but it helps to start with a plan and try to stick to it!
- Stick your Home Learning planner somewhere you'll be able to see it easily.

My Home Learning planner - Autumn

Day	Task 1	Task 2	Task 3	Task 4	Task 5
Monday					
Tuesday					
Wednesday					
Thursday					
Friday					
Saturday/ Sunday					

My personal learning goals: Additional tasks I'd like to complete this term	Complete